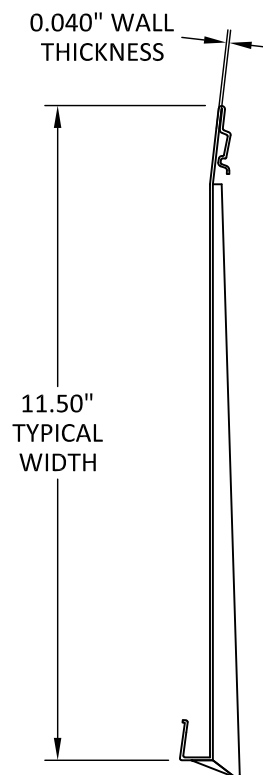
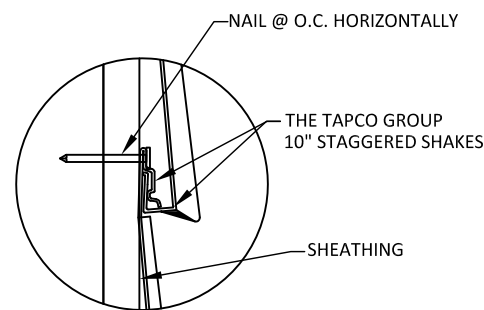
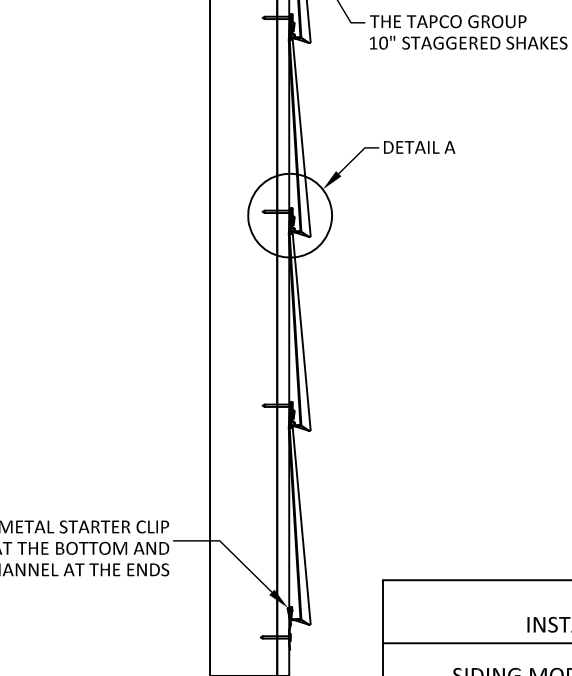
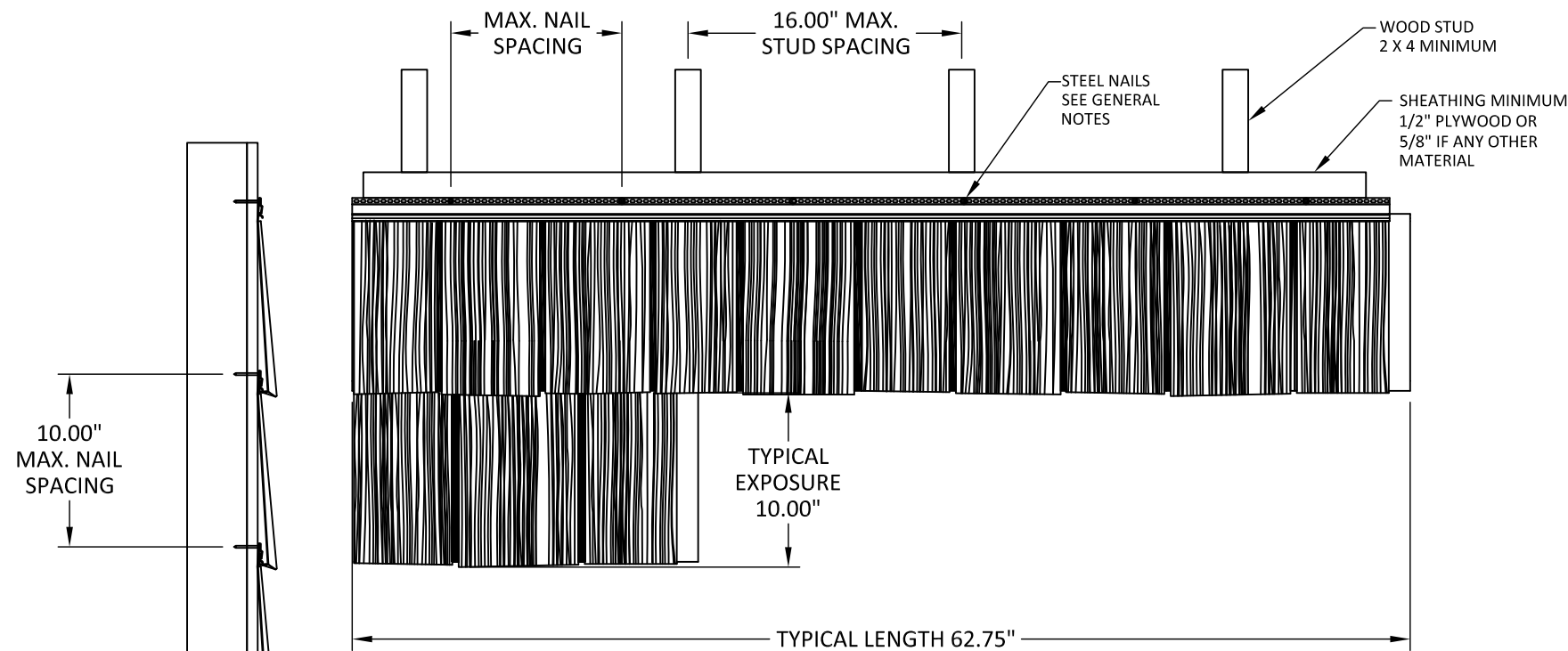


THE TAPCO GROUP

10" STAGGERED SHAKES



DESIGN PRESSURE RATINGS INSTALLED OVER AN IMPACT RESISTANT SUBSTRATE			
SIDING MODEL	FASTENER TYPE	FASTENER SPACING	ALLOWABLE NEGATIVE WIND PRESSURE (PSF)
10" STAGGERED SHAKES	NAIL	8"	113.5 PSF

GENERAL NOTES:

- THE PRODUCT SHOWN HEREIN IS DESIGNED AND MANUFACTURED TO COMPLY WITH CURRENT EDITION OF THE FLORIDA BUILDING CODE (FBC), EXCLUDING HVHZ AND HAS BEEN EVALUATED ACCORDING TO THE FOLLOWING:
 - ASTM D3679-17
 - TAS 202-94
 - TAS 203-94
- ADEQUACY OF THE EXISTING STRUCTURAL CONCRETE/MASONRY AND 2X FRAMING AS A MAIN WIND FORCE RESISTING SYSTEM CAPABLE OF WITHSTANDING AND TRANSFERRING APPLIED PRODUCT LOADS TO THE FOUNDATION IS THE RESPONSIBILITY OF THE ENGINEER OR ARCHITECT OF RECORD FOR THE PROJECT OF INSTALLATION.
- 2X BUCKS (WHEN USED) SHALL BE DESIGNED AND ANCHORED TO PROPERLY TRANSFER ALL LOADS TO THE STRUCTURE. BUCK DESIGN AND INSTALLATION IS THE RESPONSIBILITY OF THE ENGINEER OR ARCHITECT OF RECORD FOR THE PROJECT OF INSTALLATION.
- THE INSTALLATION DETAILS DESCRIBED HEREIN ARE GENERIC AND MAY NOT REFLECT ACTUAL CONDITIONS FOR A SPECIFIC SITE. IF SITE CONDITIONS CAUSE INSTALLATION TO DEVIATE FROM THE REQUIREMENTS DETAILED HEREIN, A LICENSED ENGINEER OR ARCHITECT SHALL PREPARE SITE SPECIFIC DOCUMENTS FOR USE WITH THIS DOCUMENT.
- VINYL SIDING MEETS THE REQUIREMENTS OF THE CURRENT EDITION FBC. APPLICATION OF VINYL SIDING SHALL MEET REQUIREMENTS OF THE CURRENT EDITION FBC.
- VINYL SIDING SPECIFICATIONS:
 - SIDING MATERIAL: PVC (PER ASTM D3679)
 - MINIMUM WALL THICKNESS: 0.040"
 - PANEL LENGTH: 62.75"
- INSTALLATION OF SIDING ACCESSORIES SUCH AS CORNER POSTS, STARTER STRIPS, TRIMS AROUND OPENINGS SHALL BE DONE IN ACCORDANCE WITH CURRENT EDITION FBC AND MANUFACTURER'S INSTRUCTIONS.

INSTALLATION NOTES:

- ONE (1) INSTALLATION FASTENER IS REQUIRED AT EACH ANCHOR LOCATION SHOWN.
- INSTALLATION FASTENERS ARE GALVANIZED STEEL ROOFING NAILS 1 1/2" LONG WITH 1/8" DIAMETER SHANKS AND 7/16" DIAMETER HEADS.
- INSTALLATION FASTENERS SHALL BE AS LISTED AND SPACED AS SHOWN ON DETAILS. FASTENER EMBEDMENT TO BASE MATERIAL SHALL BE BEYOND WALL DRESSING.
- INSTALLATION FASTENERS AND ASSOCIATED HARDWARE MUST BE MADE OF CORROSION RESISTANT MATERIAL OR HAVE A CORROSION RESISTANT COATING.
- INSTALLATION FASTENERS SHALL BE INSTALLED IN ACCORDANCE WITH ANCHOR MANUFACTURER'S INSTALLATION INSTRUCTIONS, AND FASTENERS SHALL NOT BE USED IN SUBSTRATES WITH STRENGTHS LESS THAN THE MINIMUM STRENGTH SPECIFIED BY THE ANCHOR MANUFACTURER.
- INSTALLATION ANCHOR CAPACITIES FOR PRODUCTS HEREIN ARE BASED ON SUBSTRATE MATERIALS WITH THE FOLLOWING PROPERTIES:
 - WOOD - MINIMUM SPECIFIC GRAVITY OF 0.55.



THE TAPCO GROUP
200 SHOTWELL DRIVE
FRANKLIN, OHIO 45005
PH: 800.582.0508 FX: 513.424.9112


TITLE: 10" STAGGERED SHAKES

INSTALLATION & GENERAL NOTES

PREPARED BY: BUILDING DROPS, INC.
398 E. DANIA BEACH BLVD., STE. 338
DANIA BEACH, FL 33004
PH: (954)399-8478
FAX: (954)744-4738
WEB: www.buildingdrops.com

REMARKS	BY	DATE
6TH FBC EDITION	AG	10/17
FBC UPDATE	ER	05/21

THE INSTALLATION DETAILS DESCRIBED HEREIN ARE GENERIC AND MAY NOT REFLECT ACTUAL CONDITIONS FOR A SPECIFIC SITE. IF SITE CONDITIONS CAUSE INSTALLATION TO DEVIATE FROM THE REQUIREMENTS DETAILED HEREIN, A LICENSED ENGINEER OR ARCHITECT SHALL PREPARE SITE SPECIFIC DOCUMENTS FOR USE WITH THIS DOCUMENT.



FL #:

FL20403

DATE: 10.18.17

DWG. BY: AG CHK. BY: HFN

SCALE: NTS

DWG. #: TTG017

SHEET: 1 OF 1